
















SOUTH POINTE

STAGE 10 LOT INFORMATION PLAN

LEGEND

-  Phase Boundary
-  Suggested House Width (in feet)
-  Lot Frontage
-  Lot Requires Special Design Consideration
-  Walkout / Partial Walkout
-  Driveway/Garage Location
-  Fire Hydrant
-  Street Light
-  Transformer
-  Proposed Mailbox Locations
-  Shrub/ Tree Location
*subject to change
-  Roof Leader Connection to Storm Service Required
-  Wood Screen Fence
-  Chain Link Fence
-  Front Drive
-  Rear Drive
-  Rowhousing

