


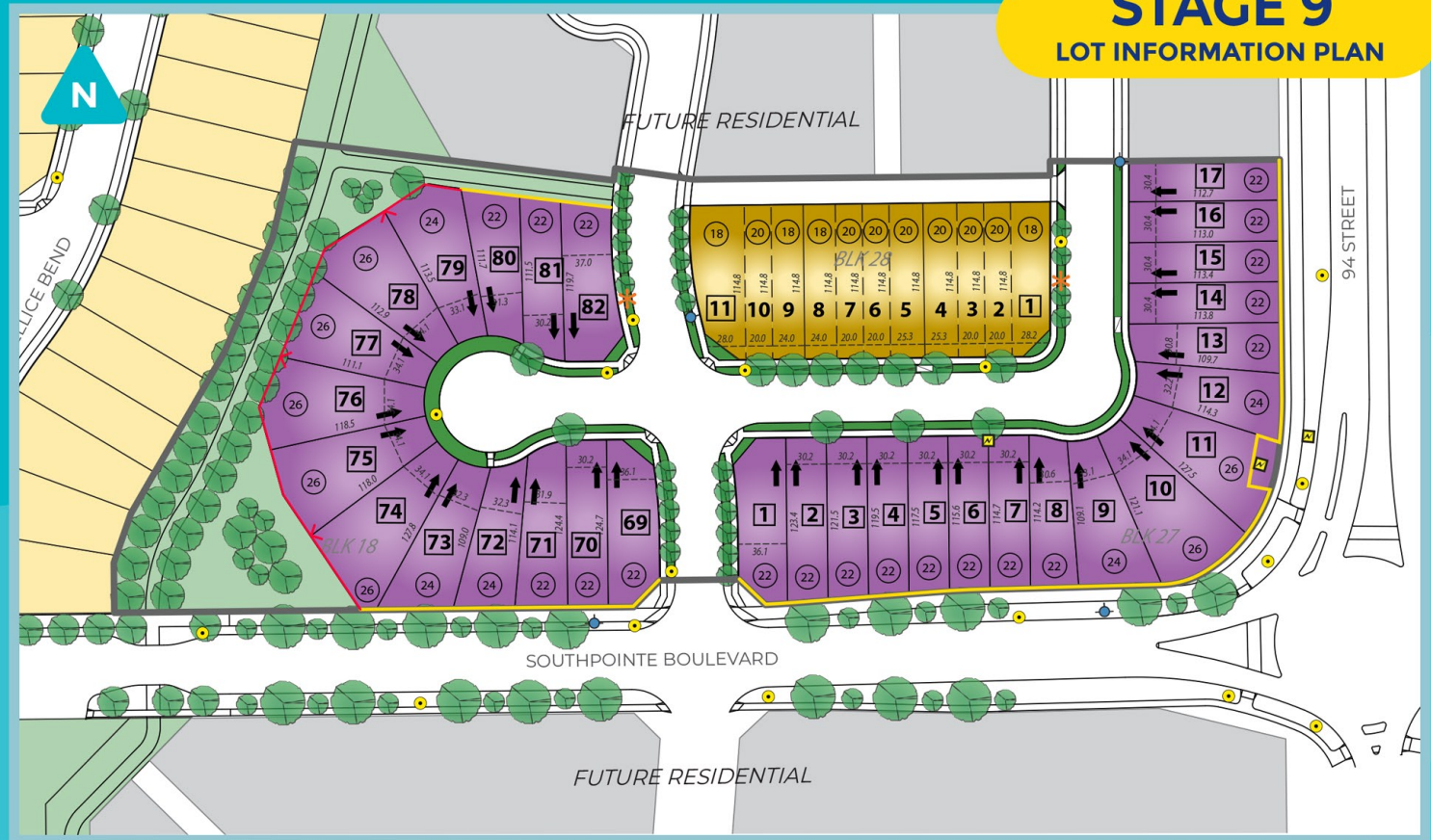


# SOUTH POINTE

## LEGEND

- Phase Boundary
- 24 Suggested House Width (in feet)
- Lot Frontage
- 1 Lot Requires Special Design Consideration
- ➔ Driveway/Garage Location
-  Fire Hydrant
- Street Light
- Pedestal
-  Transformer
- Wood Screen Fence
- Chain Link Fence with Gate
- ✱ Roof Leader Connections
- ✱ Proposed Mailbox Locations
-  Shrub/ Tree Location  
\*subject to change
- Front Drive
- Town House

## STAGE 9 LOT INFORMATION PLAN



780-420-0044

[SOUTH-POINTE.CA](http://SOUTH-POINTE.CA)

This plan is for marketing purposes only and is subject to changes, errors, and omissions. All street furniture and landscaping locations are approximate only and subject to change. Refer to registered subdivision plan to confirm all lot information.

This plan cannot be used for design or construction purposes. MLC/Farm Air Properties accepts no responsibility for inappropriate use of this plan.